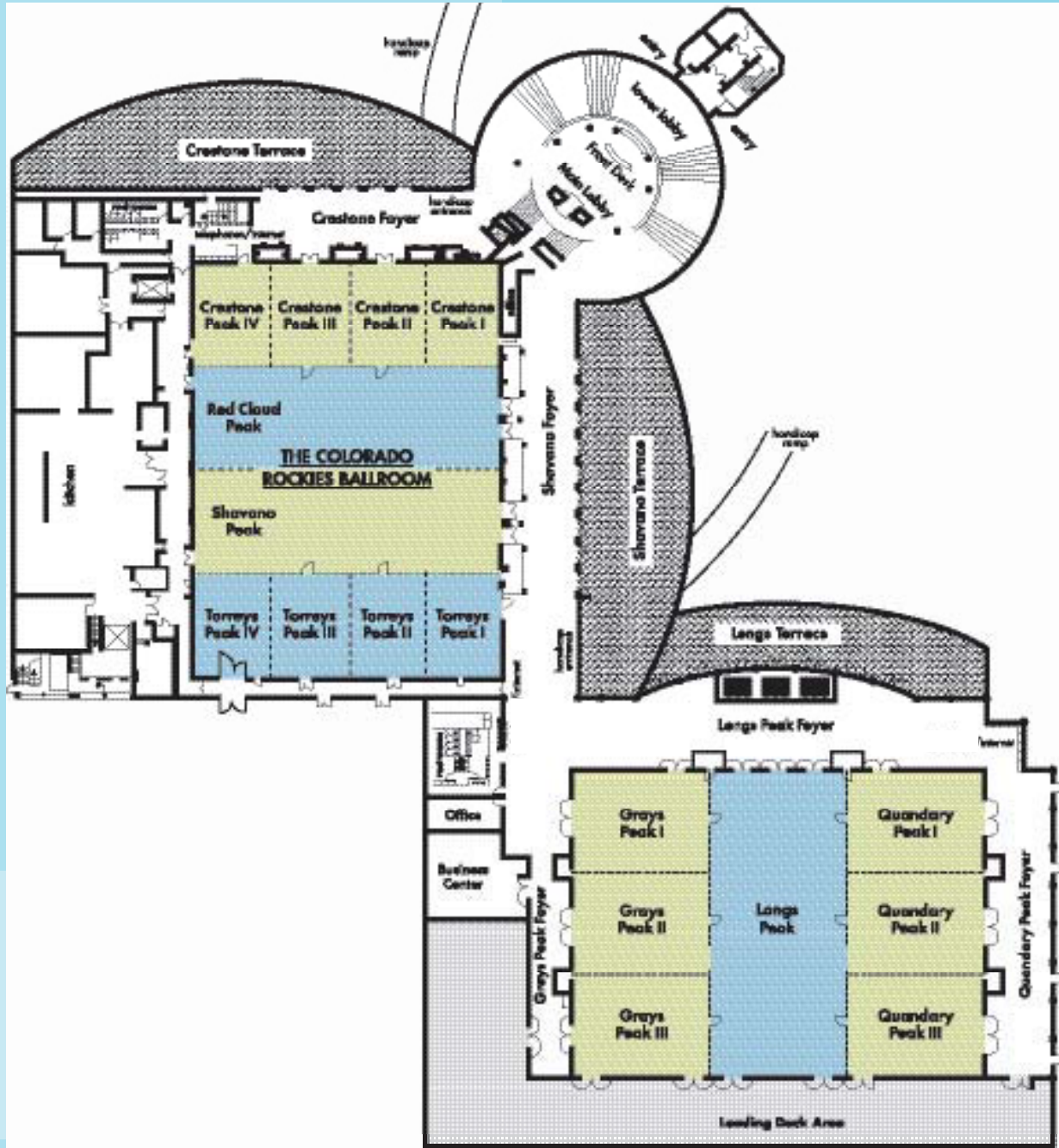


# CONFERENCE ROOMS

## COLORADO ROCKIES BALLROOM AND COLUMBINE BALLROOM



### COLORADO ROCKIES EXHIBIT CAPACITIES

8X8 booths	8X10 booths	10X10 booths
120	104	92

### COLUMBINE BALLROOM EXHIBIT CAPACITIES

8X8 booths	8X10 booths	10X10 booths
150	125	100

# CONFERENCE ROOMS

WWW.KEYSTONECONFERENCES.COM

	Square Footage	Dimensions LxWxH	Theater	Schoolroom	Conference	Hollow Square	U-Shape	Reception	Dining Rounds of 12 people
<b>COLORADO ROCKIES BALLROOM</b>	16000	157X102X18	1800	1100	X	X	X	1650	1620
CRESTONE OFFICE	40	4X10	X	X	X	X	X	X	X
SHAVANO OFFICE	80	4X20	X	X	X	X	X	X	X
CRESTONE PEAK	4000	38X102X18	480	275	X	X	X	400	360
CRESTONE I	1000	38X25X18	120	56	30	40	32	100	72
CRESTONE II	1000	38X25X18	120	56	30	40	32	100	72
CRESTONE III	1000	38X25X18	120	56	30	40	32	100	72
CRESTONE IV	1000	38X25X18	120	56	30	40	32	100	72
CRESTONE FOYER	1170	73X16X25	X	X	X	X	X	250	X
CRESTONE TERRACE	1780	X	X	X	X	X	X	250	180
RED CLOUD PEAK	4000	38X102X18	480	275	X	X	X	400	360
SHAVANO PEAK	4000	38X102X18	480	275	X	X	X	400	360
SHAVANO FOYER	2120	118X18X25	X	X	X	X	X	400	X
SHAVANO TERRACE	2100	110X19	X	25	X	X	X	150	200
TORREYS PEAK	4000	38X102X18	480	275	X	X	X	400	336
TORREYS I	1000	38X25X18	120	56	30	40	32	100	72
TORREYS II	1000	38X25X18	120	56	30	40	32	100	72
TORREYS III	1000	38X25X18	120	56	30	40	32	100	72
TORREYS IV	1000	38X25X18	120	56	30	40	32	100	72
TORREYS FOYER	1530	102X15X25	X	X	X	X	X	X	X
COLUMBINE BALLROOM	19800	120X165X18	2250	1275	X	X	X	2066	1848
COLUMBINE OFFICE	120	10X12	X	X	X	X	X	X	X
GRAYS PEAK	6600	120X55X18	750	425	X	X	X	689	576
GRAYS I	2200	40X55X18	250	140	30	58	54	240	192
GRAYS II	2200	40X55X18	250	140	30	58	54	230	192
GRAYS III	2200	40X55X18	250	140	30	58	54	230	192
GRAYS PEAK FOYER	800	40X20X18	X	X	X	X	X	84	X
LONGS PEAK	6600	120X55X18	750	425	X	X	X	689	576
LONGS PEAK FOYER	3330	165X20X18	X	X	X	X	X	350	X
LONGS TERRACE	1500	X	X	X	X	X	X	150	120
QUANDARY PEAK	6600	120X55X18	750	425	X	X	X	689	576
QUANDARY I	2200	40X55X18	250	140	30	58	54	230	192
QUANDARY II	2200	40X55X18	250	140	30	58	54	230	192
QUANDARY III	2200	40X55X18	250	140	30	58	54	230	192
QUANDARY FOYER	2400	120X20X18	X	X	X	X	X	250	X

CONFERENCE CENTER

2

FLOOR DIAGRAMS / CAPACITY CHARTS

6

AUDIO VISUAL PRICING / SHIPPING

16

BANQUET MENUS / POLICIES & STANDARDS

20

WELCOME AMENITIES

54

ACCOMMODATIONS

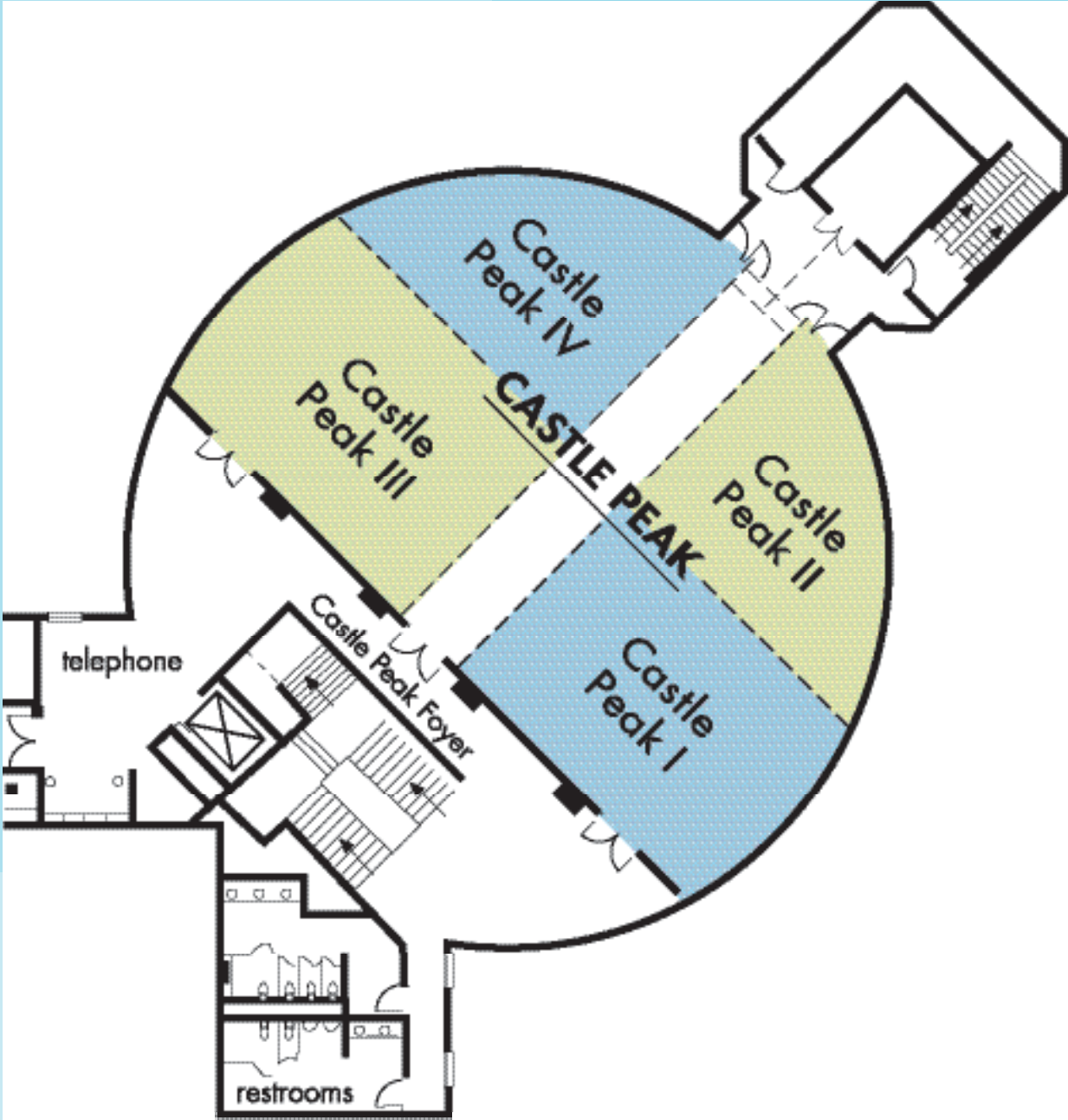
56

RESORT ACTIVITIES

63

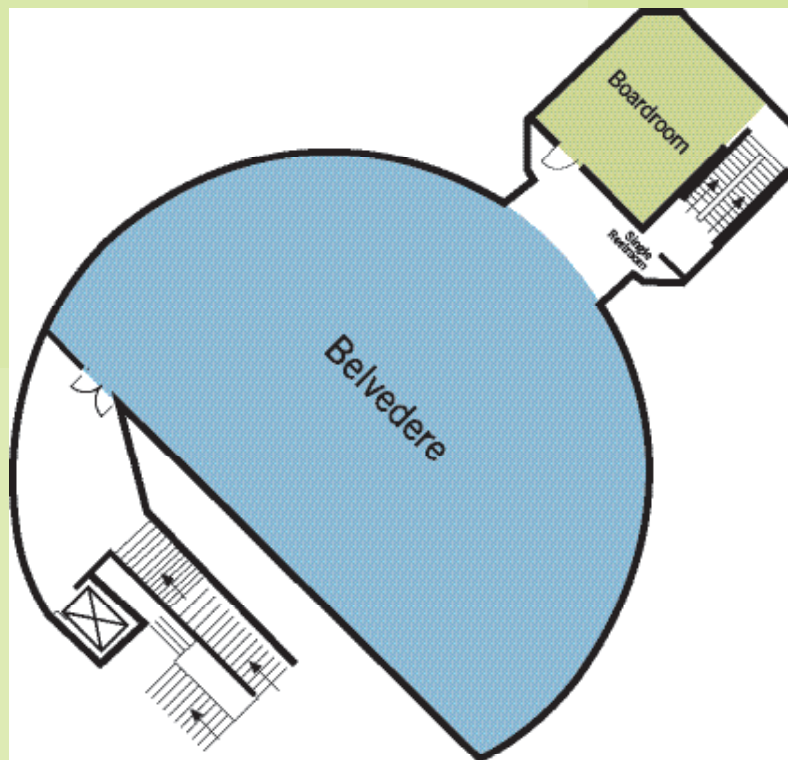
# CONFERENCE ROOMS

## CASTLE PEAK MEETING ROOMS (2<sup>ND</sup> FLOOR)



## BOARDROOM/ROOF TOP PATIO, BELVEDERE (3RD FLOOR)

	Square Footage	Dimensions LxWxH	Theater	Schoolroom	Conference	Hollow Square	U-Shape	Reception	Dining Rounds of 12 people
<u>CASTLE PEAK</u>	3950	ROUND	400	176	X	X	X	400	324
CASTLE PEAK I	1000	25X37X9'10	120	45	36	36	30	120	72
CASTLE PEAK II	700	23X34X9'10	60	24	20	24	20	60	48
CASTLE PEAK III	1000	25X37X9'10	120	45	36	36	30	120	72
CASTLE PEAK IV	700	23X34X9'10	60	24	20	24	20	60	48
CASTLE PEAK FOYER	1350	X	X	X	X	X	X	130	X
BELVEDERE	3950	X	X	X	X	X	X	400	288
BOARDROOM	480	X	X	X	16	X	X	X	X



CONFERENCE CENTER  
2

FLOOR DIAGRAMS/  
CAPACITY CHARTS  
6

AUDIO VISUAL PRICING/  
SHIPPING  
16

BANQUET MENUS/  
POLICIES & STANDARDS  
20

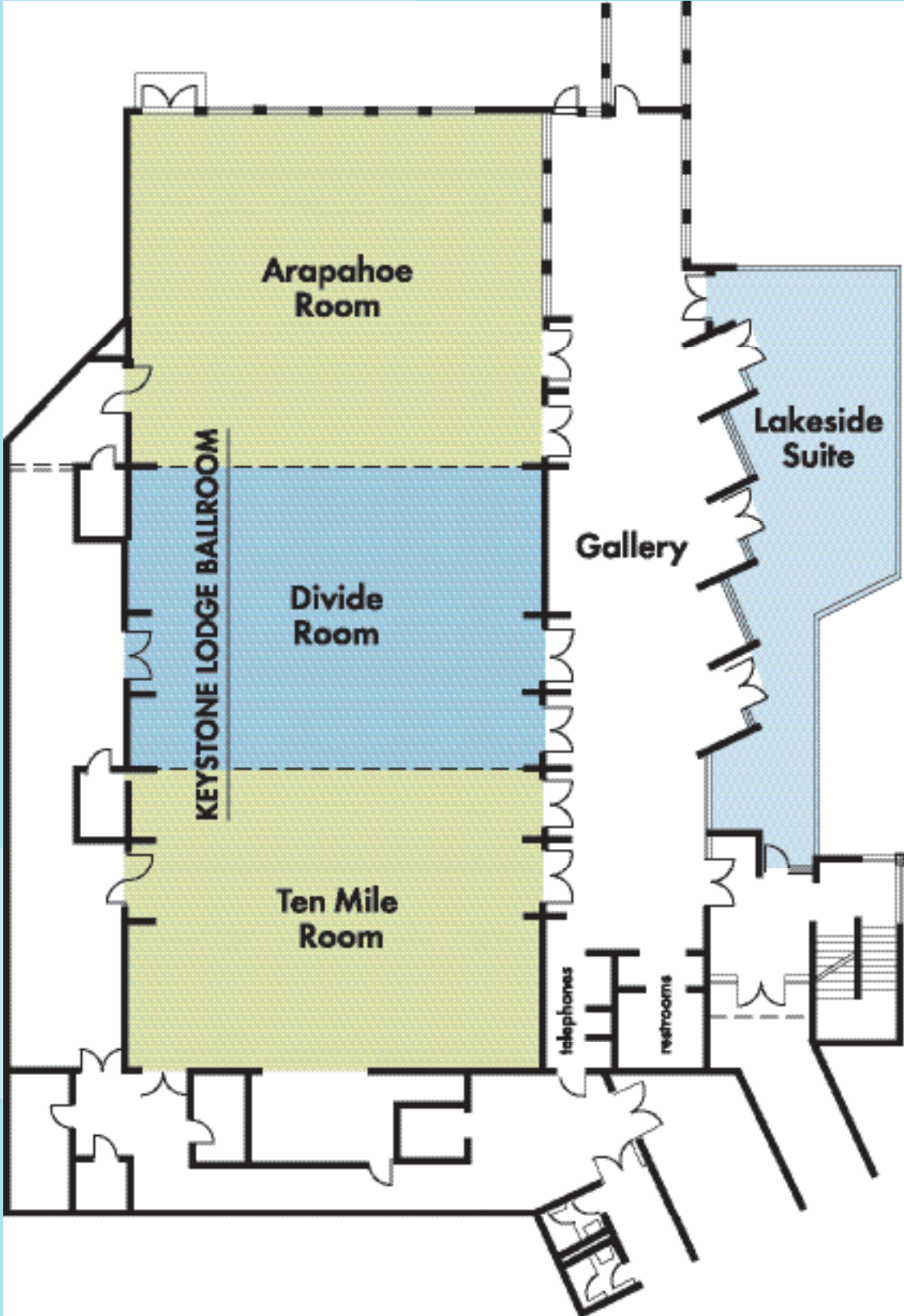
WELCOME AMENITIES  
54

ACCOMMODATIONS  
56

RESORT ACTIVITIES  
63

# CONFERENCE ROOMS

## KEYSTONE LODGE & SPA BALLROOM (3<sup>RD</sup> FLOOR)



# CONFERENCE ROOMS

WWW.KEYSTONECONFERENCES.COM

	Square Footage	Dimensions LxWxH	Theater	Schoolroom	Conference	Hollow Square	U-Shape	Reception	Dining Rounds of 12 people
<b>KEYSTONE LODGE &amp; SPA BALLROOM</b>	5700	114X50X13-15'5	578	324	X	X	X	630	480
<b>ARAPAHOE ROOM</b>	2100	50X42X15'5	240	120	30	64	48	250	168
<b>DIVIDE ROOM</b>	1800	50X36X13	180	96	30	58	42	190	144
<b>TEN MILE ROOM</b>	1800	50X36X13	180	96	30	58	42	190	144
<b>GALLERY</b>	1700	100X12X12	X	X	X	X	X	130	X
<b>LAKESIDE SUITE</b>	630	39X16X12	40	25	20	20	20	75	48
<b>MOUNTIAN VIEW TERRACE</b>	2000	50X40	80	X	X	X	X	120	96
<b>GAZEBO</b>	2116	93X23	200	X	X	X	X	X	168
<b>LODGE TERRACE DECK</b>	5015	85X89	X	X	X	X	X	X	336

CONFERENCE CENTER

2

FLOOR DIAGRAMS/  
CAPACITY CHARTS

6

AUDIO VISUAL PRICING/  
SHIPPING

16

BANQUET MENUS/  
POLICIES & STANDARDS

20

WELCOME AMENITIES

54

ACCOMMODATIONS

56

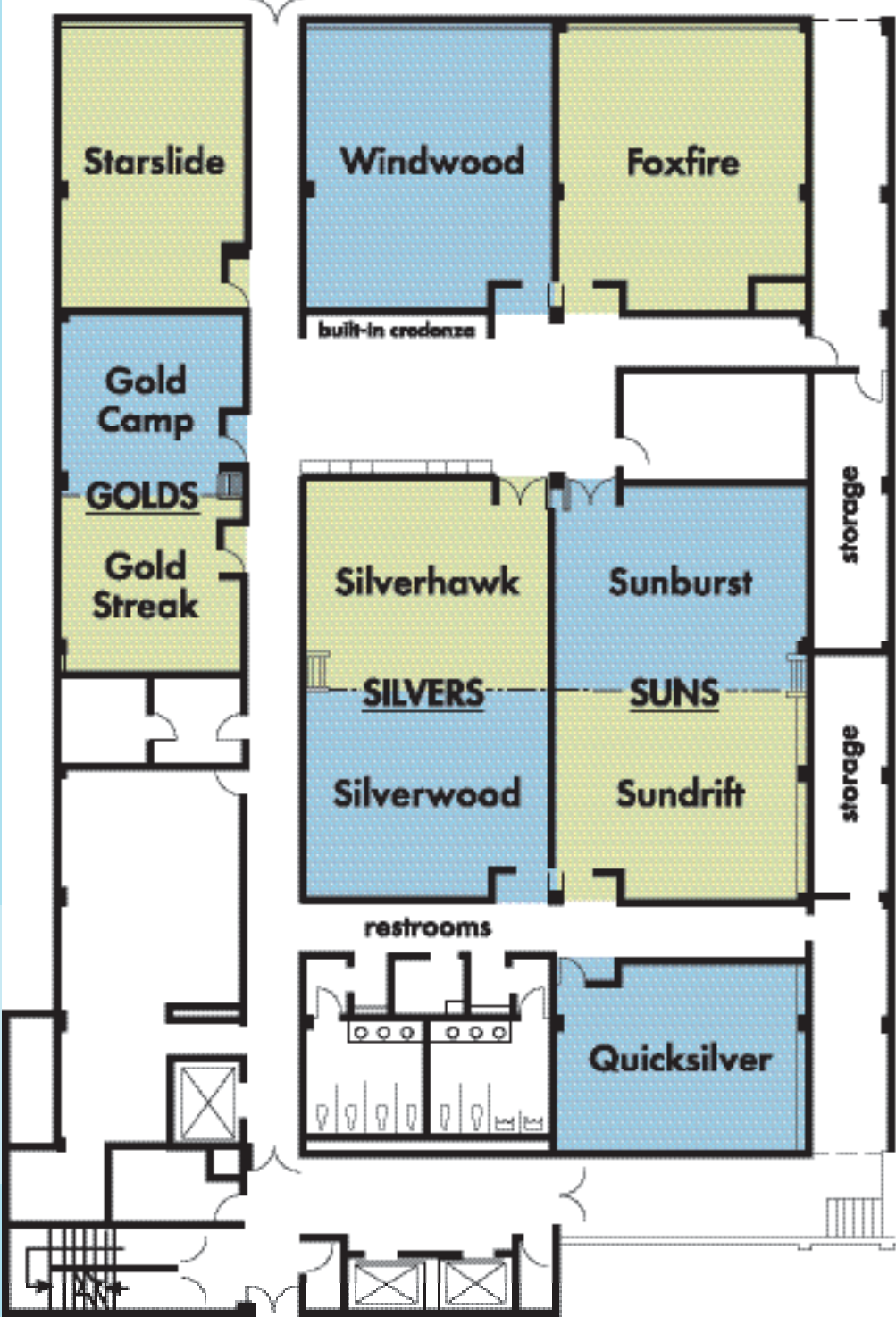
RESORT ACTIVITIES

63



# CONFERENCE ROOMS

## KEYSTONE LODGE & SPA MEETING ROOMS (2<sup>ND</sup> FLOOR)



# CONFERENCE ROOMS

WWW.KEYSTONECONFERENCES.COM

	Square Footage	Dimensions LxWxH	Theater	Schoolroom	Conference	Hollow Square	U-Shape	Reception	Dining
<u>GOLDS</u>	580	34X17X8'6	30	16	16	16	12	40	36
GOLDCAMP	290	17X17X8'6	12	8	8	8	6	20	12
GOLDSTREAK	290	17X17X8'6	12	48	8	8	6	20	12
<u>SILVERS</u>	920	40X23X8'6	90	48	30	40	32	95	60
SILVERHAWK	460	20X23X8'6	40	24	16	16	12	45	24
SILVERWOOD	460	20X23X8'6	40	24	16	16	12	45	24
<u>SUNS</u>	920	40X23X8'6	90	48	30	40	32	95	60
SUNBURST	460	20X23X8'6	40	24	16	16	12	45	24
SUNDRIFT	460	20X23X8'6	40	24	16	16	12	45	24
QUICKSILVER	300	15X20X8'6	15	10	10	10	8	20	12
STARSLIDE	440	27X17X8'6	X	24	12	X	X	X	X
WINDWOOD	600	27X23X8'6	50	24	30	24	20	60	36
FOXFIRE	600	27X23X8'6	50	20	30	24	20	60	36

CONFERENCE CENTER

2

FLOOR DIAGRAMS / CAPACITY CHARTS

6

AUDIO VISUAL PRICING / SHIPPING

16

BANQUET MENUS / POLICIES & STANDARDS

20

WELCOME AMENITIES

54

ACCOMMODATIONS

56

RESORT ACTIVITIES

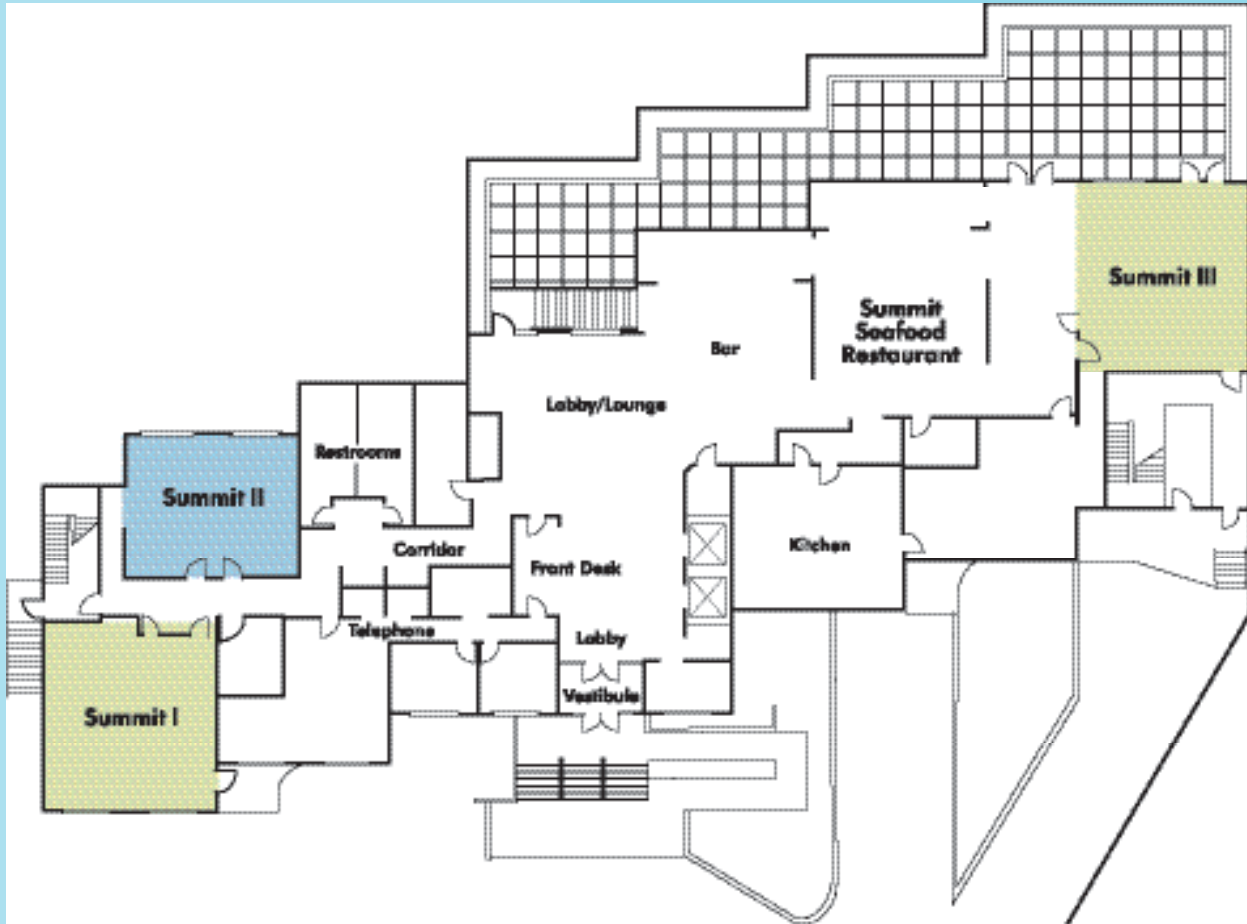
63





# CONFERENCE ROOMS

## THE INN AT KEYSTONE MEETING ROOMS



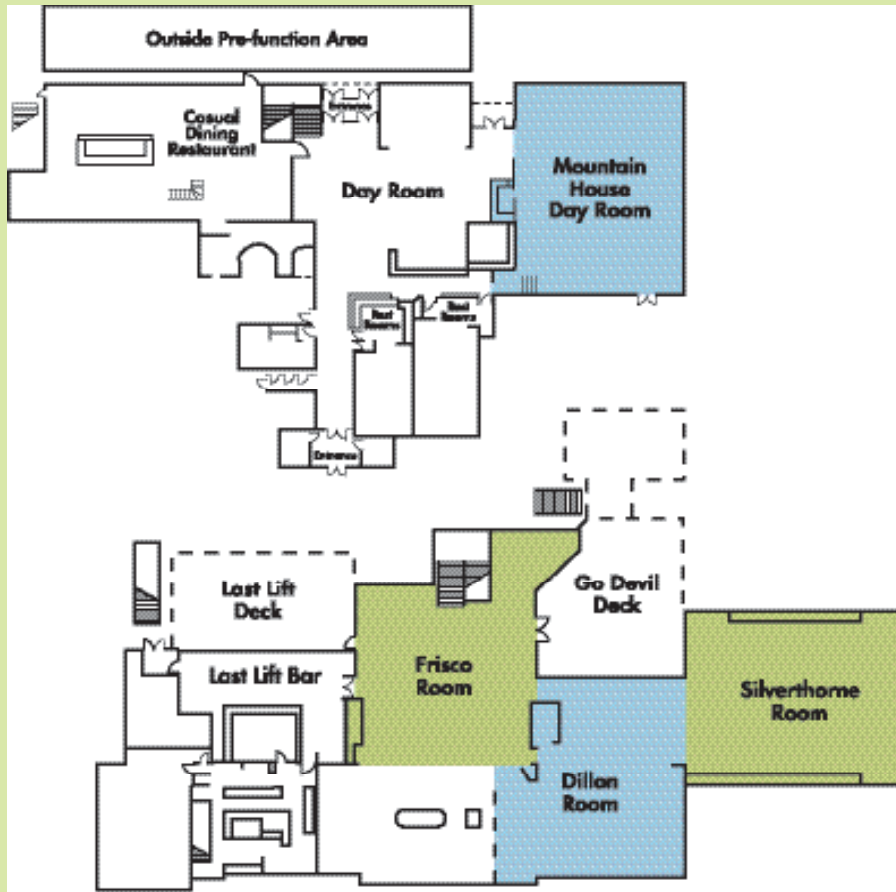
	Square Footage	Dimensions LxWxH	Theater	Schoolroom	Conference	Hollow Square	U-Shape	Reception	Dining
SUMMIT I	760	28X27X8	85	48	34	34	25	90	56
SUMMIT II	620	27X23X8	60	40	25	25	20	65	40
SUMMIT III	810	30X27X8	90	55	38	38	33	95	72

Also available within walking distance but not shown in diagram:

GATEWAY MEETING ROOM	1000	50X20X9	110	48	30	40	35	100	56
----------------------	------	---------	-----	----	----	----	----	-----	----

## KEYSTONE MOUNTAIN VILLAGE MEETING ROOMS—MOUNTAIN HOUSE

1<sup>ST</sup> FLOOR



2<sup>ND</sup> FLOOR

Square Footage      Dimensions LxWxH      Theater      Schoolroom      Conference      Hollow Square      U-Shape      Reception      Dining

### MOUNTAIN HOUSE

MOUNTAIN HOUSE DAY ROOM	1850	37X50	160	108	40	40	40	180	190
FRISCO ROOM	924	21X44	90	48	40	40	40	100	150
DILLON ROOM	1792	32X56	150	108	30	40	36	170	180
SILVERTHORNE ROOM	1344	24X56	120	72	40	40	40	100	100
LAST LIFT DECK		30X47	X	X	X	X	X	100	70
GO DEVIL DECK			X	X	X	X	X	150	120

Also available but not shown in diagram:

LOFT-3RD FLOOR	646	17X38	70	40	30	40	36	75	70
LOFTDECK			X	X	X	X	X	120	100

CONFERENCE CENTER

2

FLOOR DIAGRAMS / CAPACITY CHARTS

6

AUDIO VISUAL PRICING / SHIPPING

16

BANQUET MENUS / POLICIES & STANDARDS

20

WELCOME AMENITIES

54

ACCOMMODATIONS

56

RESORT ACTIVITIES

63